



VILLAGE OF ELMWOOD PARK
ELMWOOD PARK POLICE PENSION FUND

Actuarial Valuation Report

For the Year

Beginning May 1, 2012

And Ending April 30, 2013

Timothy W. Sharpe, Actuary, Geneva, IL (630) 262-0600

TABLE OF CONTENTS

	<u>Page</u>
Introduction	3
Summary of Results	4
Actuarial Valuation of Assets	6
Asset Changes During Prior Year	7
Normal Cost	8
Accrued Liability	9
Tax Levy Requirement	10
Summary of Plan Participants	11
Duration	12
Projected Pension Payments	12
Summary of Plan Provisions	13
Actuarial Method	14
Actuarial Assumptions	15
GASB Statements No. 25 & 27 Disclosure	16

INTRODUCTION

Police-sworn personnel of the Village of Elmwood Park are covered by the Police Pension Plan that is a defined-benefit, single-employer pension plan. The purpose of this report is to disclose the Tax Levy Requirement and GASB Statements No. 25 & 27 financial information and related actuarial information for the year beginning May 1, 2012, and ending April 30, 2013.

The valuation results reported herein are based on plan provisions in effect as of May 1, 2012, the employee data furnished by the Village, the financial data provided by the Fund's trustee and the actuarial methods and assumptions described later in this report. I hereby certify that this report is complete and accurate and fairly presents the actuarial position of the Fund as of April 30, 2012, in accordance with generally accepted actuarial principles and procedures. In my opinion, the assumptions used are reasonably related to the experience of the Plan and to reasonable expectations.

Respectfully submitted,



Timothy W. Sharpe, EA, MAAA
Enrolled Actuary No. 11-4384

11/13/2012

Date

SUMMARY OF RESULTS

There were no changes with respect to Plan Provisions, Actuarial Methods or Actuarial Assumptions from the prior year.

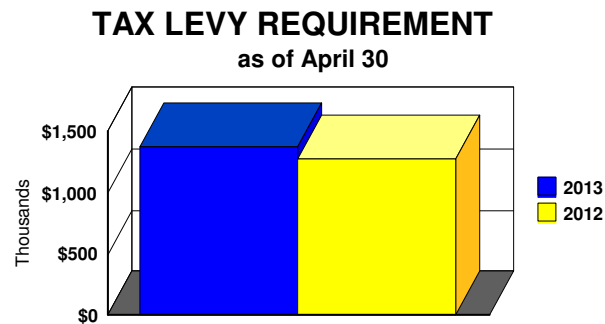
There were no unexpected changes with respect to the participants included in this actuarial valuation (6 new members, 1 termination, 4 retirements, 0 incidents of disability, 1 return to active status from disability, annual payroll increase 4.8%, average salary increase 5.2%).

There were no changes with respect to the value of the Fund's investments from the prior year (annual investment return 1.29%).

The Village's Tax Levy Requirement has increased from \$1,273,996 last year to \$1,369,935 this year (7.5%). The increase in the Tax Levy is due to the increase in salaries and the investment return was less than assumed, and was offset due to using 5-year market averaging. The Percent Funded has increased slightly from 39.2% last year to 39.8% this year.

SUMMARY OF RESULTS (Continued)

	For Year Ending April 30	
	<u>2013</u>	<u>2012</u>
Tax Levy Requirement	\$ 1,369,935	\$ 1,273,996
	as of May 1	
	<u>2012</u>	<u>2011</u>
Village Normal Cost	414,324	374,232
Anticipated Employee Contributions	284,150	271,143
Accrued Liability	34,458,651	33,098,131
Actuarial Value of Assets	13,704,868	12,990,205
Unfunded Accrued Liability/(Surplus)	20,753,783	20,107,926
Amortization of Unfunded Accrued Liability/(Surplus)	865,989	816,418
Percent Funded	39.8%	39.2%
Annual Payroll	\$ 2,867,308	\$ 2,736,057



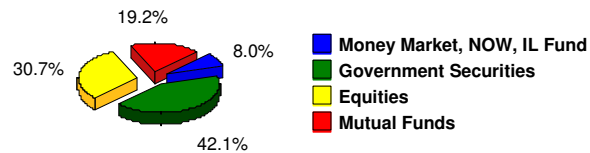
ACTUARIAL VALUATION OF ASSETS

		as of May 1	
	<u>2012</u>		<u>2011</u>
Money Market, NOW, IL Fund	\$ 1,046,681	\$	1,003,934
Governmental Securities	5,507,549		5,522,638
Equities	4,010,305		3,648,389
Mutual Funds	2,513,283		2,806,680
Interest Receivable	46,791		39,464
Miscellaneous Receivable/(Payable)	<u>(12,622)</u>		<u>(30,899)</u>
Market Value of Assets	<u>13,111,987</u>		<u>12,990,205</u>
Actuarial Value of Assets	\$ 13,704,868	\$	

FYE 2012 (Gain)/Loss: \$741,102

SUMMARY OF ASSETS

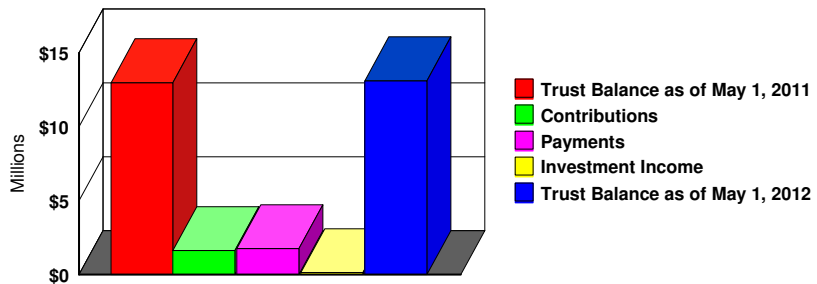
As Of May 1, 2012



ASSET CHANGES DURING PRIOR YEAR

Trust Balance as of May 1, 2011		\$	12,990,205
Contributions			
Village	1,450,232		
Employee	<u>273,756</u>		
Total			1,723,988
Payments			
Benefit Payments	1,741,452		
Expenses	<u>27,396</u>		
Total			1,768,849
Investment Income			<u>166,643</u>
Trust Balance as of May 1, 2012		\$	<u>13,111,987</u>
Approximate Annual Rate of Return			1.29%

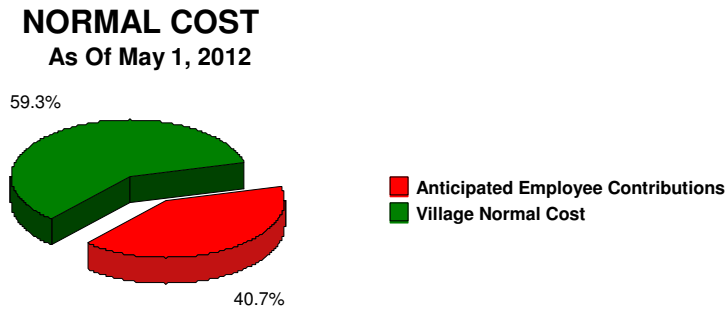
ASSET CHANGES DURING PRIOR YEAR



NORMAL COST

The Normal Cost is the actuarial present value of the portion of the projected benefits that are expected to accrue during the year based upon the actuarial valuation method and actuarial assumptions employed in the valuation.

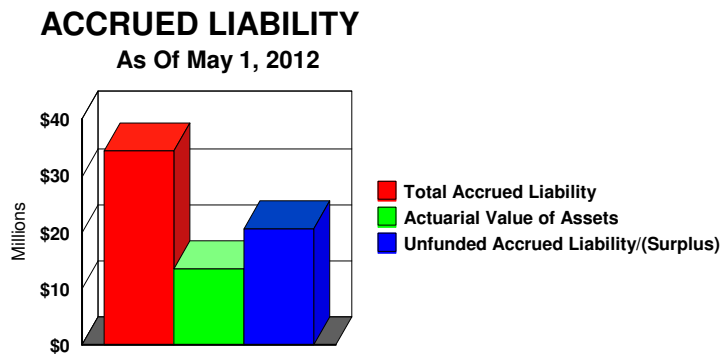
		as of May 1	
		<u>2012</u>	<u>2011</u>
Total Normal Cost	\$	698,474	\$ 645,375
Anticipated Employee Contributions		<u>284,150</u>	<u>271,143</u>
Village Normal Cost		<u>414,324</u>	<u>374,232</u>
Normal Cost Payroll	\$	2,867,308	\$ 2,736,057
Village Normal Cost Rate		14.45%	13.68%
Total Normal Cost Rate		24.36%	23.59%



ACCRUED LIABILITY

The Accrued Liability is the actuarial present value of the portion of the projected benefits that has been accrued as of the valuation date based upon the actuarial valuation method and actuarial assumptions employed in the valuation. The Unfunded Accrued Liability is the excess of the Accrued Liability over the Actuarial Value of Assets.

	as of May 1	
Accrued Liability	<u>2012</u>	<u>2011</u>
Active Employees	\$ 13,549,317	\$ 14,905,380
Children Annuities	0	0
Disability Annuities	677,904	1,329,743
Retirement Annuities	18,521,800	15,104,953
Surviving Spouse Annuities	1,709,630	1,758,055
Terminated Vested Annuities	<u>0</u>	<u>0</u>
Total Annuities	20,909,334	18,192,751
Total Accrued Liability	34,458,651	33,098,131
Actuarial Value of Assets	<u>13,704,868</u>	<u>12,990,205</u>
Unfunded Accrued Liability/(Surplus)	\$ <u>20,753,783</u>	\$ <u>20,107,926</u>
Percent Funded	39.8%	39.2%



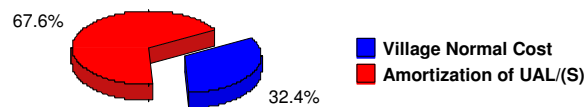
TAX LEVY REQUIREMENT

The Public Act 096-1495 Tax Levy Requirement is determined as the annual contribution necessary to fund the normal cost, plus the amount to amortize the excess (if any) of ninety percent (90%) of the accrued liability over the actuarial value of assets as a level percentage of payroll over a thirty (30) year period which commenced in 2011, plus an adjustment for interest. Prior to 2011, the amortization amount was equal to the amount to amortize the unfunded accrued liability as a level percentage of payroll over a forty (40) year period which commenced in 1993. Beginning in 2011, the amortization period has been reset to 30 years.

	For Year Ending April 30	
	<u>2013</u>	<u>2012</u>
Village Normal Cost as of Beginning of Year	\$ 414,324	\$ 374,232
Amortization of Unfunded Accrued Liability/(Surplus)	865,989	816,418
Interest for One Year	<u>89,622</u>	<u>83,346</u>
Tax Levy Requirement as of End of Year	\$ <u>1,369,935</u>	\$ <u>1,273,996</u>
Public Act 096-1495 Tax Levy Requirement		
1) Normal Cost (PUC)	494,936	489,226
2) Accrued Liability (PUC)	33,422,011	32,080,671
3) Amortization Payment	683,274	644,854
4) Interest for One Year	82,475	79,386
5) PA 096-1495 Tax Levy Requirement (1 + 3 + 4)	\$ 1,260,685	1,213,466

TAX LEVY REQUIREMENT

For Fiscal Year Ending April 30, 2013



SUMMARY OF PLAN PARTICIPANTS

The actuarial valuation of the Plan is based upon the employee data furnished by the Village.
 The information provided for Active participants included:

- Name
- Sex
- Date of Birth
- Date of Hire
- Compensation
- Employee Contributions

The information provided for Inactive participants included:

- Name
- Sex
- Date of Birth
- Date of Pension Commencement
- Monthly Pension Benefit
- Form of Payment

Membership	<u>2012</u>	<u>2012</u>	<u>2011</u>	<u>2011</u>
Current Employees				
Vested	23		23	
Nonvested	<u>12</u>		<u>10</u>	
Total	<u>35</u>		<u>33</u>	
Inactive Participants		<u>Annual Benefits</u>		<u>Annual Benefits</u>
Children	0 \$	0	0 \$	0
Disabled Employees	1	37,722	2	77,214
Retired Employees	28	1,512,454	24	1,242,761
Surviving Spouses	9	239,629	9	239,629
Terminated Vesteds	<u>0</u>	<u>0</u>	<u>0</u>	<u>0</u>
Total	<u>38</u>	<u>1,789,805</u>	<u>35</u>	<u>1,559,604</u>
Annual Payroll	\$	2,867,308	\$	2,736,057

SUMMARY OF PLAN PARTICIPANTS (Continued)

Age and Service Distribution

Service Age	0-4	5-9	10-14	15-19	20-24	25-29	30+	Total	Salary
20-24	1							1	51,534
25-29	5	1						6	61,311
30-34	2	4	1					7	79,729
35-39		3	1					4	83,016
40-44		2		4				6	88,657
45-49			1	4	3			8	95,186
50-54						2		2	90,172
55-59					1			1	83,975
60+									
Total	<u>8</u>	<u>10</u>	<u>3</u>	<u>8</u>	<u>4</u>	<u>2</u>	<u>0</u>	<u>35</u>	<u>81,923</u>
Salary	59,319	83,207	87,008	95,601	88,628	90,172			

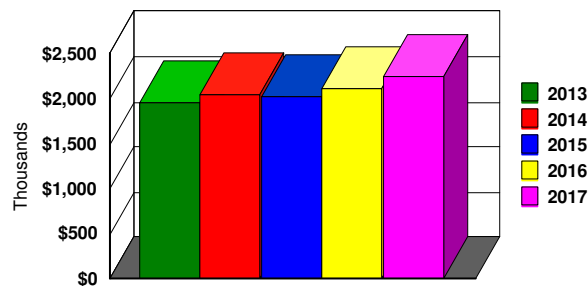
Average Age: 38.4 Average Service: 11.0

DURATION (years) Active Members: 20.0 Retired Members: 9.0 All Members: 13.1

PROJECTED PENSION PAYMENTS

<u>2013</u>	<u>2014</u>	<u>2015</u>	<u>2016</u>	<u>2017</u>
\$1,949,015	\$2,041,958	\$2,026,681	\$2,117,602	\$2,236,363

PROJECTED PENSION PAYMENTS
2013-2017



SUMMARY OF PLAN PROVISIONS

The Plan Provisions have not been changed from the prior year.

The Village of Elmwood Park Police Pension Fund was created and is administered as prescribed by "Article 3. Police Pension Fund - Municipalities 500,000 and Under" of the Illinois Pension Code (Illinois Compiled Statutes, 1992, Chapter 40). A brief summary of the plan provisions is provided below.

Employees attaining the age of (50) or more with (20) or more years of creditable service are entitled to receive an annual retirement benefit of (2.5%) of final salary for each year of service up to (30) years, to a maximum of (75%) of such salary.

Employees with at least (8) years but less than (20) years of credited service may retire at or after age (60) and receive a reduced benefit of (2.5%) of final salary for each year of service.

Surviving spouses receive (100%) of final salary for fatalities resulting from an act of duty, or otherwise the greater of (50%) of final salary or the employee's retirement benefit.

Employees disabled in the line of duty receive (65%) of final salary.

The monthly pension of a covered employee who retired with (20) or more years of service after January 1, 1977, shall be increased annually, following the first anniversary date of retirement and be paid upon reaching the age of at least (55) years, by (3%) of the originally granted pension. Beginning with increases granted on or after July 1, 1993, the second and subsequent automatic annual increases shall be calculated as (3%) of the amount of the pension payable at the time of the increase.

Employees are required to contribute (9.91%) of their base salary to the Police Pension Plan. If an employee leaves covered employment with less than (20) years of service, accumulated employee contributions may be refunded without accumulated interest.

For Employees hired after January 1, 2011, the Normal Retirement age is attainment of age 55 and completion of 10 years of service; Early Retirement age is attainment of age 50, completion of 10 years of service and the Early Retirement Factor is 6% per year; the Employee's Accrued Benefit is based on the Employee's final 8-year average salary not to exceed \$106,800 (as indexed); Cost-of-living adjustments are simple increases (not compounded) of the lesser of 3% or 50% of CPI beginning the later of the anniversary date and age 60; Surviving Spouse's Benefits are 66 2/3% of the Employee's benefit at the time of death.

ACTUARIAL METHODS

The Actuarial Methods employed for this valuation are as follows:

Projected Unit Credit Cost Method (for years beginning on or after 2011 for PA 096-1495)

Under the Projected Unit Credit Cost Method, the Normal Cost is the present value of the projected benefit (including projected salary increases) earned during the year.

The Accrued Liability is the present value of the projected benefit (including projected salary increases) earned as of the actuarial valuation date. The Unfunded Accrued Liability is the excess of the Accrued Liability over the plan's assets. Experience gains or losses adjust the Unfunded Accrued Liability.

Entry Age Normal Cost Method

Under the Entry Age Normal Cost Method the Normal Cost for each participant is computed as the level percentage of pay which, if paid from the earliest age the participant is eligible to enter the plan until retirement or termination, will accumulate with interest to sufficiently fund all benefits under the plan. The Normal Cost for the plan is determined as the greater of a) the sum of the Normal Costs for all active participants, and b) 17.5% of the total payroll of all active participants.

The Accrued Liability is the theoretical amount that would have accumulated had annual contributions equal to the Normal Cost been paid. The Unfunded Accrued Liability is the excess of the Accrued Liability over the plan's assets. Experience gains or losses adjust the Unfunded Accrued Liability.

ACTUARIAL ASSUMPTIONS

The Actuarial Assumptions used for determining the Tax Levy Requirement and GASB Statements No. 25 & 27 Disclosure Information are the same (except where noted) and have not been changed from the prior year. The Actuarial Assumptions employed for this valuation are as follows:

Valuation Date	May 1, 2012
Asset Valuation Method	5-year Average Market Value
Investment Return	7.00%
Salary Scale	5.50%
Mortality	1971 Group Annuity Mortality Table
Withdrawal	State of Illinois DOI Experience Rates
Disability	State of Illinois DOI Experience Rates
Retirement	State of Illinois DOI Experience Rates (100% by Age 62)
Marital Status	80% Married, Female spouses 3 years younger
Plan Expenses	None

Sample Annual Rates Per 100 Participants

<u>Age</u>	<u>Mortality</u>	<u>Withdrawal</u>	<u>Disability</u>	<u>Retirement</u>
20	0.05	6.00	0.07	
30	0.81	5.10	0.10	
40	0.16	2.85	0.20	
50	0.53		0.52	20.00
60	1.31		0.60	83.33
62	1.59			100.00

STATEMENTS NO. 25 & 27 DISCLOSURE INFORMATION

The Governmental Accounting Standards Board (GASB) issued Statements No. 25 & 27 that established generally accepted accounting principles for the annual financial statements for defined benefit pension plans. The required information is as follows:

Membership in the plan consisted of the following as of:

	<u>April 30, 2012</u>	<u>April 30, 2011</u>
Retirees and beneficiaries receiving benefits	38	35
Terminated plan members entitled to but not yet receiving benefits	0	0
Active vested plan members	23	23
Active nonvested plan members	<u>12</u>	<u>10</u>
Total	<u>73</u>	<u>68</u>
Number of participating employers	1	1

SCHEDULE OF FUNDING PROGRESS

Actuarial Valuation Date	Actuarial Value of Assets (a)	Actuarial Accrued Liability (AAL) -Entry Age (b)	Unfunded AAL (UAAL) (b-a)	Funded Ratio (a/b)	Covered Payroll (c)	UAAL as a Percentage of Covered Payroll ((b-a)/c)
04/30/10	11,791,609	31,276,220	19,484,611	37.7%	2,704,079	720.6%
04/30/11	12,990,205	33,098,131	20,107,926	39.2%	2,736,057	734.9%
04/30/12	13,111,987	34,458,651	21,346,664	38.1%	2,867,308	744.5%

GASB STATEMENTS NO. 25 & 27 DISCLOSURE INFORMATION (Continued)

ANNUAL PENSION COST AND NET PENSION OBLIGATION

	<u>April 30, 2012</u>	<u>April 30, 2011</u>
Annual required contribution	1,466,728	1,420,641
Interest on net pension obligation	237,620	227,361
Adjustment to annual required contribution	<u>(139,785)</u>	<u>(166,557)</u>
Annual pension cost	1,564,563	1,481,445
Contributions made	<u>1,450,232</u>	<u>1,334,891</u>
Increase (decrease) in net pension obligation	114,331	146,554
Net pension obligation beginning of year	<u>3,394,573</u>	<u>3,248,019</u>
Net pension obligation end of year	<u>3,508,904</u>	<u>3,394,573</u>

THREE-YEAR TREND INFORMATION

Fiscal Year <u>Ending</u>	Annual Pension Cost (APC) <u>Cost (APC)</u>	Percentage of APC Contributed <u>Contributed</u>	Net Pension Obligation <u>Obligation</u>
04/30/10	1,317,796	97.2%	3,248,019
04/30/11	1,481,445	90.1%	3,394,573
04/30/12	1,564,563	92.7%	3,508,904

GASB STATEMENTS NO. 25 & 27 DISCLOSURE INFORMATION (Continued)

FUNDING POLICY AND ANNUAL PENSION COST

Contribution rates:

Village	50.58%	48.79%
Plan members	9.91%	Same

Annual pension cost	1,564,563	1,481,445
---------------------	-----------	-----------

Contributions made	1,450,232	1,334,891
--------------------	-----------	-----------

Actuarial valuation date	04/30/2012	04/30/2011
--------------------------	------------	------------

Actuarial cost method	Entry age	Same
-----------------------	-----------	------

Amortization period	Level percentage of pay, closed	Same
---------------------	---------------------------------	------

Remaining amortization period	29 years	300 years
-------------------------------	----------	-----------

Asset valuation method	Market	Same
------------------------	--------	------

Actuarial assumptions:

Investment rate of return*	7.00%	Same
----------------------------	-------	------

Projected salary increases*	5.50%	Same
-----------------------------	-------	------

*Includes inflation at	3.0%	Same
------------------------	------	------

Cost-of-living adjustments	3.0% per year	Same
----------------------------	---------------	------